

The Medway Test

Familiarisation Booklet

This familiarisation booklet is designed to help you become familiar with the Medway Test by providing:

- a brief description of the different parts of the Medway test;
- an example of how to record answers on the separate answer sheets;
- examples of page layout in the question booklet;
- how the test questions and an answer sheet are presented;
- an opportunity to answer practice questions.

The types of questions used in this booklet may not be included in the real tests. There will be some additional types of question in the real tests that are not shown in this booklet.

What test papers will I be sitting?

The Medway Test comprises three test papers: Writing; Mathematics & Non-Verbal Reasoning; and Verbal Skills. This is the order in which you will be sitting the test papers. This familiarisation booklet is designed to show you the layout and format of the Mathematics & Non-Verbal Reasoning test and the Verbal Skills test only. A familiarisation of the layout and format of the Writing test is not needed because it is based on writing only.

What important things do I need to know about sitting the Medway test?

- Before your test begins, you will be asked to check the front page of your answer sheet to make sure your personal details are correct. You will be asked to raise your hand if there are any corrections to be made to your name or date of birth.
- You will be asked to write your name, date of birth and current school on the front of both test booklets.
- Read the instructions on the front of your test booklet carefully.
- Listen carefully to the instructions read out by the invigilator at all times.
- Remember there will be times when you need to sit and listen to instructions, to wait for other pupils to finish, or to stop when you are told to by the invigilator.
- There are also instructions at the bottom of each page of the test booklets telling you:

to stop

Do not turn over until you are told to do so



to go on

Please go on to the next page >>>

or that you have reached the end of the section/test.

END OF TEST

How long will each test take?

Each test will take around an hour, including instructions being read out by the invigilator.

The Writing test is a continuous test. The invigilator will tell you when the test will be finishing and you will not be asked to stop until the time limit is reached.

The Mathematics and Non-Verbal Reasoning test and the Verbal Skills test are in timed sections. The invigilator will tell you when to start and when to stop each section and how long you have. You will have to read the instructions and familiarise yourself with the examples at the start of each section. The invigilator will give you time to do this.

What equipment will I need to complete the tests?

You will need:

- pens (for the writing test)
- HB grade pencils
- an eraser/rubber (**not** for the writing test)
- a pencil sharpener

Make sure you have this equipment with you because there is no guarantee that spare equipment will be available at the test venue.

You are **not** allowed to take the following into the test room:

- pencil case(s)
- scissors
- glue stick
- pair of compasses
- protractor
- ruler
- SMART technology*
- calculator – including watches and any other device with this facility
- headphones/earphones/earbuds that are wired, wireless/Bluetooth

* SMART technology includes phones, watches, tablets, consoles, headphones/earphones/earbuds, trackers, including Fitbit/Garmin etc. and any other forms of electronic devices not listed. You will only be allowed these items if they have been approved as part of an access/special arrangement and are required for a medical or physical need such as diabetes monitoring.

- mobile phone in any form
- fitness tracker, e.g. Fitbit/Garmin
- recording equipment in any form
- mascot or talisman for their desk
- study notes in any format
- extra paper (loose sheets, folder, book or in any other form)

Extra paper is not provided as there is space for your workings out in the Mathematics and Non-Verbal Reasoning, and Verbal Skills question booklets.

There are enough pages in the writing booklet for your Writing test.

You will not be allowed mobile phones in the test room. If you do have a mobile phone with you, it must be switched off during the test and kept outside the test room.

If you have one or more of the items not allowed in the test room, you must give it to an invigilator before or as you walk into the test room. Once in the test room, if you are found to have one or more of these items, they will be confiscated, and you will be disqualified from the Medway Test.

What type of questions will I be asked in each test paper?

You will be given a task to write about for the Writing test. This might be a story or it could be a type of non-fiction writing. The Writing test is to show how well you can express your creative ideas using what you have been taught about writing in class. This will also include the vocabulary you use, your spelling, punctuation and handwriting. The test is marked by a teacher who you do not know.

The Mathematics & Non-Verbal Reasoning test and the Verbal Skills test are multiple-choice. You will choose the answer you think is correct and mark it on the answer sheet.

The Mathematics section of the test will cover what you have been taught in class; however, there may be some questions that are more challenging. This is so that you can demonstrate how well you can use the skills you have gained to solve new kinds of problems. The non-verbal questions enable you to show a variety of thinking skills linked to questions on shape and space.

Questions in the Verbal Skills test will test how well you can apply rules and work out relationships between words and letters. A comprehension task may or may not be included.

How do I give my answers for each test paper?

Writing Test

For the Writing test you will be given the task on a separate sheet of paper which will include space for planning your ideas. You will be given a booklet with lined paper to complete the task. Cross out any mistakes you make; do not use an eraser.

Mathematics & Non-Verbal Reasoning test and Verbal Skills test

The Mathematics & Non-Verbal Reasoning test and the Verbal Skills test are timed and consist of multiple-choice questions. Each test has its own question booklet.

You will **not** write your answers in the question booklets; there is a separate answer sheet for each test. The question booklet will not be marked, but you can use it for your workings out, rough work or notes. The answer sheets are scored by computer. You will show your answers by drawing a line through the small box beside your selected answer, like this:

If you make a mistake on the answer sheet, you should rub out the incorrect answer as completely as you can and put in the correct answer. **Do not cross out your answers on the answer sheet** as the computer will not be able to score them. You will not be given extra time to correct mistakes.

You can use the sample answer sheet on page 19 of this booklet to help you familiarise yourself with how to mark your answers for the tests. The correct answers to the practice questions are also given on the back of this booklet.

Top tips for answering the questions and marking your answer sheets

- You should attempt to answer as many questions as you can.
- Work as quickly and as carefully as you can.
- You may not be able to finish all the questions, but try to do as many as you can. If you cannot do a question, **do not waste time on it but go on to the next**. If you are not sure of an answer, choose the one you think is best.
- Be sure to keep your place on the answer sheet. You should always check that you are marking your answer in the box that has the **same number** as the test question you are answering.
- If you have time at the end, you can go back over your answers, fill in any missing answers and check your work.
- Remember, if you make a mistake, rub it out completely and mark your new answer.
- Your question booklet will **not** be marked. All your answers **must** be written on the answer sheet.

Example and Practice Questions

You can use the space around each question for any rough workings.

Mathematics

Try these questions and mark your answers on the answer sheet on page 19.

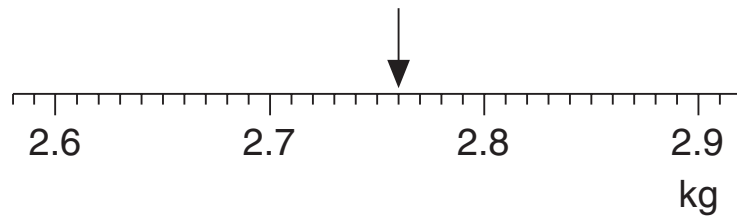
- 1 The attendance at a sports event was given as 4360, rounded to the nearest 10 people.

Which of the following could have been the actual attendance?

- A** 4369 **B** 4351 **C** 4358 **D** 4370 **E** 4400

2

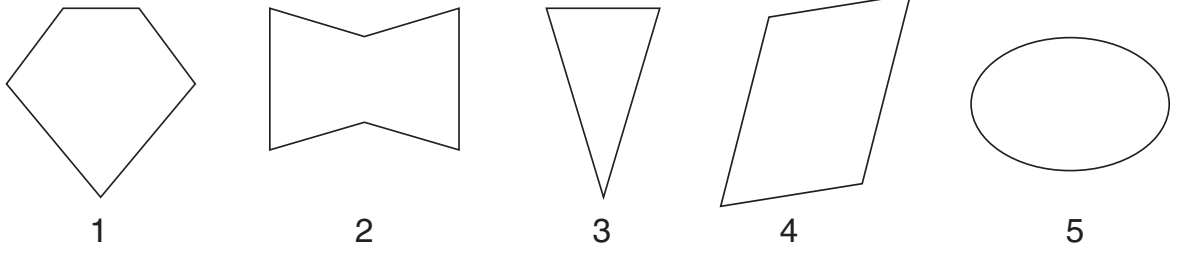
The scale shows the mass of a laptop.



What is the mass of the laptop?

- A** 27.6 kg
B 2.76 kg
C 2.75 kg
D 2.7 kg
E 2.8 kg

3

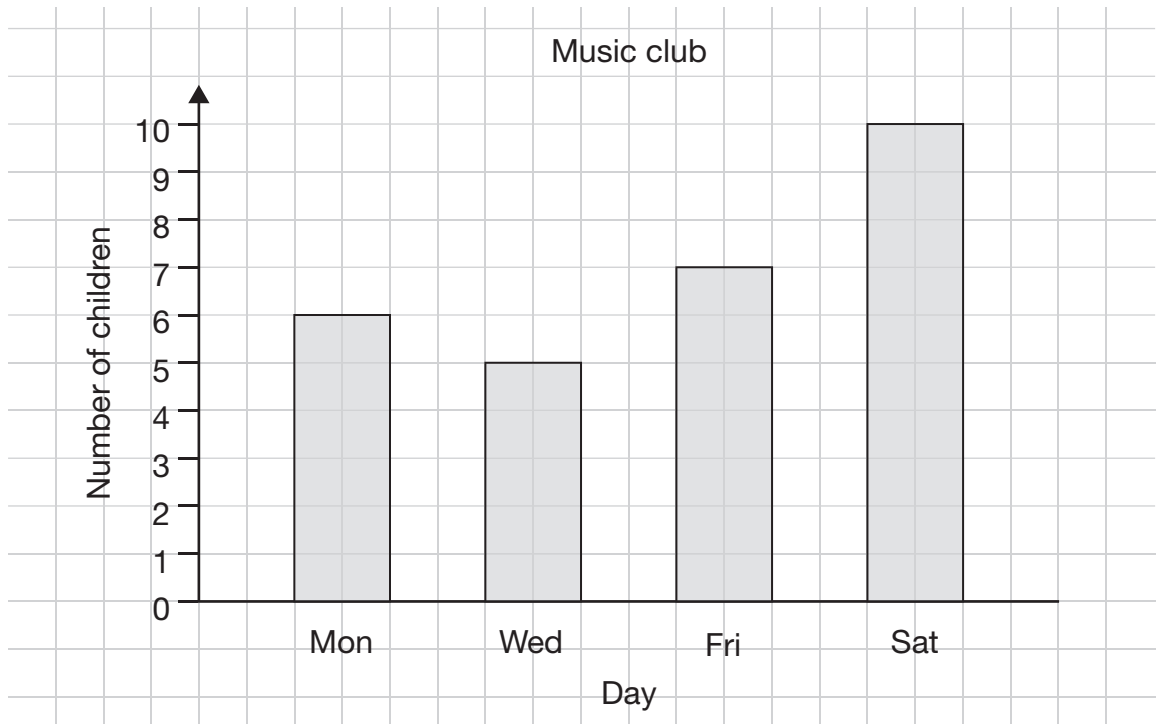


Which of these shapes have two lines of symmetry?

- A 3 and 5
- B 1, 2 and 5
- C 2 and 4
- D 3, 4 and 5
- E 2 and 5

4

The bar chart shows the number of children at a music club.



How many MORE children were at the music club on Saturday than on Wednesday?

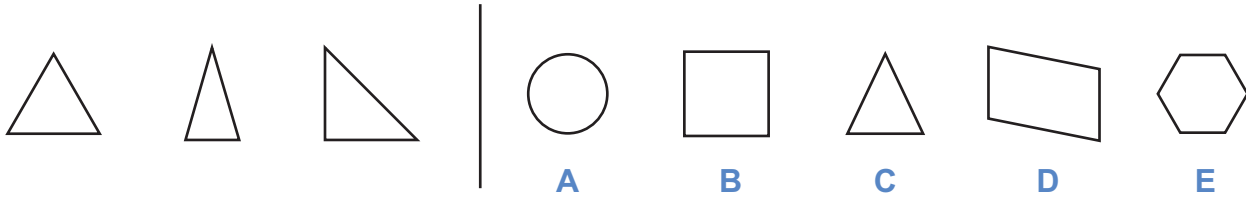
- A 15
- B 10
- C 5
- D 4
- E 3

Non-Verbal Reasoning

Figures Alike

On the left of the example below there are three figures that are alike. On the right there are five more figures: one of these is **most like** the three figures on the left.

Example

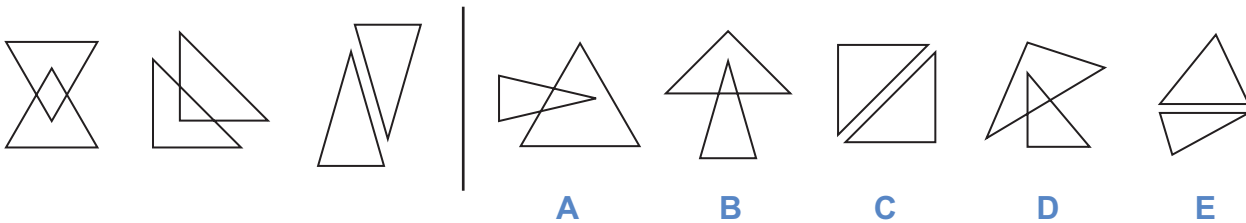


Answer C

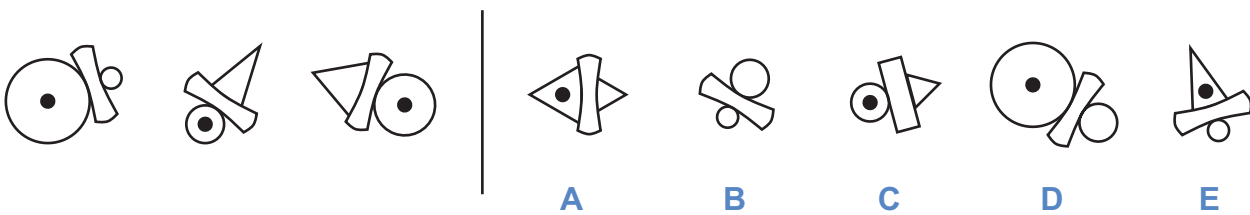
All the figures on the left are triangles – they all have three sides. Therefore, **C** is the correct answer as it is the only one of the five shapes on the right that is a triangle.

Now try these two questions and mark your answers on the answer sheet on page 19.

5



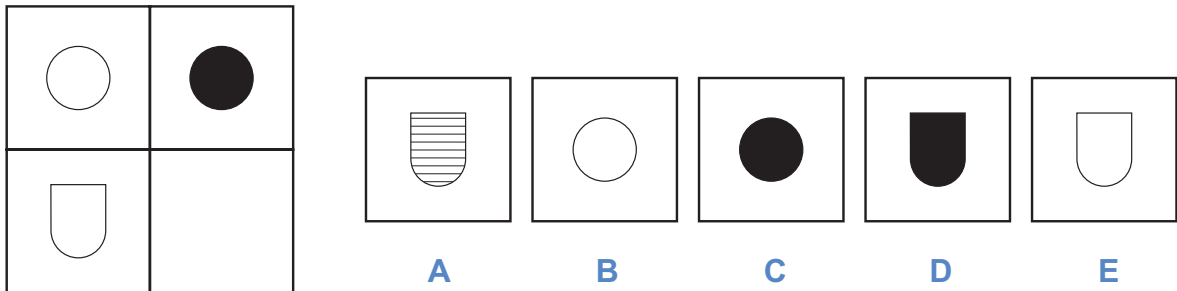
6



Matrices

In the big square on the left of the example below, one of the small squares has been left empty. One of the five figures on the right should fill the empty square.

Example

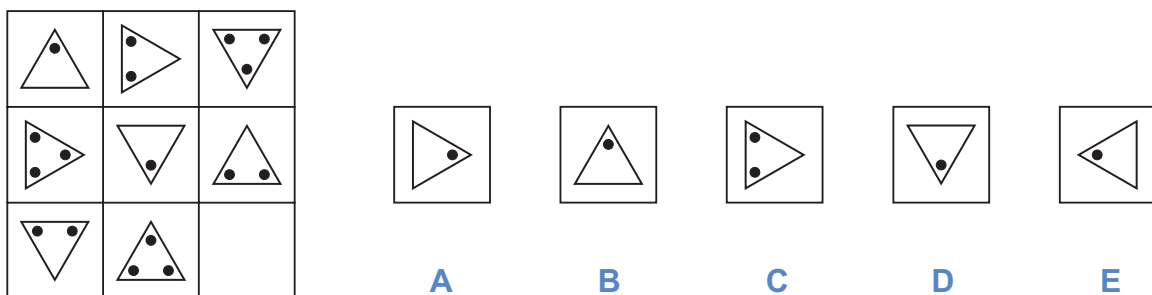


Answer D

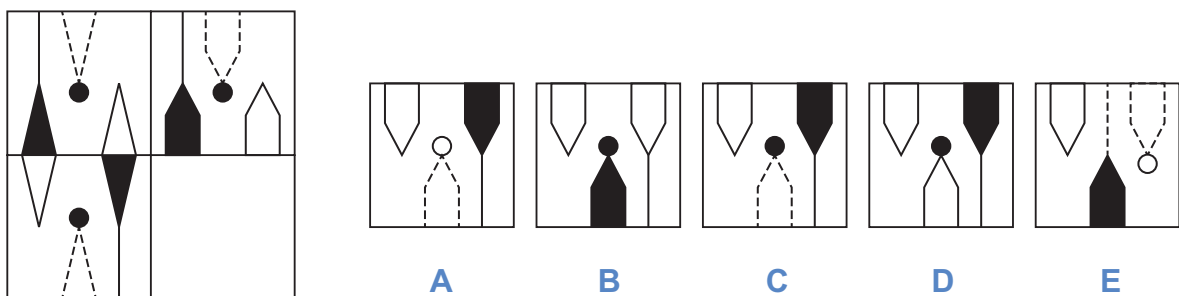
The two shapes at the top are both the same, except that the circle on the left is white and the one on the right is black. In the bottom left, there is a white shield shape. To complete the pattern, the missing shape has to be a shield that is shaded black, so the correct answer must be **D**.

Now try these two questions and mark your answers on the answer sheet on page 19.

7



8



Verbal Skills

Reading comprehension

Read this passage carefully, then answer the questions that follow.

Wonders of the Unknown World

1. Thousands of years ago, when much of the world was unknown, people imagined that distant and remote regions were inhabited by fabulous creatures. Homer, an ancient Greek poet, wrote about a race of giants, the Cyclops, who had only one eye in the centre of their foreheads. The Cyclops were supposed to live on a remote island. Then
5. there were the Sciopodes who were thought to have just one leg and dwell in faraway deserts.

There are more recent examples as well. Over the last two hundred years, there has been much discussion about the existence of the Yeti, even as late as 2017. This long-talked-about fabulous creature was thought to reside in the snowy mountains of China

10. and Tibet. In early literature, explorers described 'hairy, tailless men' and reported finding tracks which resembled human footprints. Whilst the case is not completely closed, there has been a lot of evidence over the last century to suggest that the supposed Yeti footprints actually came from bears.

Please answer these questions. (Look at the passage again if you need to.)

You should choose the **best** answer and mark its letter on your answer sheet on page 19.

9

What ideas about the two fabulous creatures in the first paragraph are the same?

Choose TWO.

- 1 They both live in faraway places.
- 2 They are both giants.
- 3 They both write poetry.
- 4 They are both from ancient Greece.
- 5 They both have just one of something.

A 1 and 2

B 1 and 5

C 2 and 4

D 3 and 4

E 3 and 5

10

How did information first emerge about the creatures from the first paragraph?

- A** People used their imagination to describe what they didn't know.
- B** People were able to talk to the creatures to find out about them.
- C** The creatures were close enough to observe.
- D** People had been exploring the places in which the creatures lived.
- E** Scientists had been researching them for years.

11

Where were Yetis thought to live?

- A** in ancient Greece
- B** in faraway deserts
- C** in mountains all over the world
- D** in China and Tibet
- E** in snowy caves

12

Which of the following best sums up beliefs about Yetis over the years?

- A** Most people accept they exist.
 - B** Most people accept they don't exist.
 - C** There has been much debate about whether they exist.
 - D** Hardly anyone is interested in whether they exist.
 - E** Yetis are so isolated they can never be seen.
-

Word production

In these sentences, a word of **four letters** is hidden at the **end** of one word and the **beginning** of the next word.

Find the pair of words that contains the hidden word.

Example The film ended happily after all.

- A** The film
- B** film ended
- C** ended happily
- D** happily after
- E** after all.

Answer **film ended**

In this sentence, the hidden four-letter word is **mend**, which is made up of the last letter of the word **film** and the first three letters of the word **ended**. So the pair of words that contains the hidden word is **film ended**, and this has been marked on your answer sheet.

Now try this question and mark your answer on the answer sheet on page 19.

13 One arrow missed the target board.

- A** One arrow
 - B** arrow missed
 - C** missed the
 - D** the target
 - E** target board.
-

Vocabulary

In these questions, find **two** words, **one** from each group, that are **most opposite in meaning**.

Example (morning early wake) (late shop dark)

A morning

X late

B early

Y shop

C wake

Z dark

Answer **early late**

The two words that are **most opposite in meaning** are **early** from group one and **late** from group two.

Now try this question and mark your answer on the answer sheet on page 19.

14

(despair despise forget) (forgive remember lose)

A despair

X forgive

B despise

Y remember

C forget

Z lose

Words in sentences

In these sentences, the word in capitals has had three letters next to each other taken out. These three letters will make one correctly spelt word without changing their order. The sentence that you make must make sense.

Example The cat scratched him with his **CS**.

A LAD **B** LAW **C** HAD **D** RAW **E** RED

Answer **LAW**

The three-letter word that has been removed from **CS** is 'LAW'. If we place this three-letter word between **C** and **S**, it makes the word **CLAWS** and thus completes the sentence.

Now try this question and mark your answer on the answer sheet on page 19.

15

The rain was **PING**.

A ARE **B** LET **C** EAR **D** ROW **E** OUR

Word relationships

In these questions, three of the five words are related in some way. Find the **two** words that do **not** go with these three.

Example black mouse red green hut

A black **B** mouse **C** red **D** green **E** hut

Answer **mouse** **hut**

The words 'black', 'red' and 'green' are related because they are all colours. The words **mouse** and **hut** do not go with these three words.

Now try this question and mark your answer on the answer sheet on page 19.

16 small miniature tiny picture size

A small **B** miniature **C** tiny **D** picture **E** size

You can use this page to make notes about the important things you have read in this guide.



Candidate's Name

School Name

DATE OF TEST

Day	Month	Year
<input type="text"/>	<input type="text"/>	<input type="text"/>

CANDIDATE NUMBER

<input type="text"/>	<input type="text"/>	<input type="text"/>	<input type="text"/>	<input type="text"/>	<input type="text"/>	<input type="text"/>	<input type="text"/>	<input type="text"/>	<input type="text"/>
----------------------	----------------------	----------------------	----------------------	----------------------	----------------------	----------------------	----------------------	----------------------	----------------------

SCHOOL NUMBER

<input type="text"/>	<input type="text"/>	<input type="text"/>	<input type="text"/>	<input type="text"/>	<input type="text"/>	<input type="text"/>	<input type="text"/>
----------------------	----------------------	----------------------	----------------------	----------------------	----------------------	----------------------	----------------------

DATE OF BIRTH

Day	Month	Year
<input type="text"/>	<input type="text"/>	<input type="text"/>

Please mark boxes with a thin horizontal line like this .

MATHEMATICS

<p>1</p> <p>4369 <input type="checkbox"/></p> <p>4351 <input type="checkbox"/></p> <p>4358 <input type="checkbox"/></p> <p>4370 <input type="checkbox"/></p> <p>4400 <input type="checkbox"/></p>	<p>2</p> <p>27.6 kg <input type="checkbox"/></p> <p>2.76 kg <input type="checkbox"/></p> <p>2.75 kg <input type="checkbox"/></p> <p>2.7 kg <input type="checkbox"/></p> <p>2.8 kg <input type="checkbox"/></p>	<p>3</p> <p>3 and 5 <input type="checkbox"/></p> <p>1, 2 and 5 <input type="checkbox"/></p> <p>2 and 4 <input type="checkbox"/></p> <p>3, 4 and 5 <input type="checkbox"/></p> <p>2 and 5 <input type="checkbox"/></p>	<p>4</p> <p>15 <input type="checkbox"/></p> <p>10 <input type="checkbox"/></p> <p>5 <input type="checkbox"/></p> <p>4 <input type="checkbox"/></p> <p>3 <input type="checkbox"/></p>
--	---	---	---

NON-VERBAL REASONING

<p>EXAMPLE</p> <p>A <input type="checkbox"/></p> <p>B <input type="checkbox"/></p> <p>C <input checked="" type="checkbox"/></p> <p>D <input type="checkbox"/></p> <p>E <input type="checkbox"/></p>	<p>5</p> <p>A <input type="checkbox"/></p> <p>B <input type="checkbox"/></p> <p>C <input type="checkbox"/></p> <p>D <input type="checkbox"/></p> <p>E <input type="checkbox"/></p>	<p>6</p> <p>A <input type="checkbox"/></p> <p>B <input type="checkbox"/></p> <p>C <input type="checkbox"/></p> <p>D <input type="checkbox"/></p> <p>E <input type="checkbox"/></p>	<p>EXAMPLE</p> <p>A <input type="checkbox"/></p> <p>B <input type="checkbox"/></p> <p>C <input type="checkbox"/></p> <p>D <input checked="" type="checkbox"/></p> <p>E <input type="checkbox"/></p>	<p>7</p> <p>A <input type="checkbox"/></p> <p>B <input type="checkbox"/></p> <p>C <input type="checkbox"/></p> <p>D <input type="checkbox"/></p> <p>E <input type="checkbox"/></p>	<p>8</p> <p>A <input type="checkbox"/></p> <p>B <input type="checkbox"/></p> <p>C <input type="checkbox"/></p> <p>D <input type="checkbox"/></p> <p>E <input type="checkbox"/></p>
--	---	---	--	---	---

VERBAL SKILLS

<p>9</p> <p>A <input type="checkbox"/></p> <p>B <input type="checkbox"/></p> <p>C <input type="checkbox"/></p> <p>D <input type="checkbox"/></p> <p>E <input type="checkbox"/></p>	<p>10</p> <p>A <input type="checkbox"/></p> <p>B <input type="checkbox"/></p> <p>C <input type="checkbox"/></p> <p>D <input type="checkbox"/></p> <p>E <input type="checkbox"/></p>	<p>11</p> <p>A <input type="checkbox"/></p> <p>B <input type="checkbox"/></p> <p>C <input type="checkbox"/></p> <p>D <input type="checkbox"/></p> <p>E <input type="checkbox"/></p>	<p>12</p> <p>A <input type="checkbox"/></p> <p>B <input type="checkbox"/></p> <p>C <input type="checkbox"/></p> <p>D <input type="checkbox"/></p> <p>E <input type="checkbox"/></p>
---	--	--	--

<p>EXAMPLE</p> <p>The film <input type="checkbox"/></p> <p>film ended <input checked="" type="checkbox"/></p> <p>ended happily <input type="checkbox"/></p> <p>happily after <input type="checkbox"/></p> <p>after all. <input type="checkbox"/></p>	<p>13</p> <p>One arrow <input type="checkbox"/></p> <p>arrow missed <input type="checkbox"/></p> <p>missed the <input type="checkbox"/></p> <p>the target <input type="checkbox"/></p> <p>target board. <input type="checkbox"/></p>	<p>EXAMPLE</p> <p>morning <input type="checkbox"/> late <input checked="" type="checkbox"/></p> <p>early <input checked="" type="checkbox"/> shop <input type="checkbox"/></p> <p>wake <input type="checkbox"/> dark <input type="checkbox"/></p>	<p>14</p> <p>despair <input type="checkbox"/> forgive <input type="checkbox"/></p> <p>despise <input type="checkbox"/> remember <input type="checkbox"/></p> <p>forget <input type="checkbox"/> lose <input type="checkbox"/></p>
---	---	--	--

<p>EXAMPLE</p> <p>LAD <input type="checkbox"/></p> <p>LAW <input checked="" type="checkbox"/></p> <p>HAD <input type="checkbox"/></p> <p>RAW <input type="checkbox"/></p> <p>RED <input type="checkbox"/></p>	<p>15</p> <p>ARE <input type="checkbox"/></p> <p>LET <input type="checkbox"/></p> <p>EAR <input type="checkbox"/></p> <p>ROW <input type="checkbox"/></p> <p>OUR <input type="checkbox"/></p>	<p>EXAMPLE</p> <p>black <input type="checkbox"/></p> <p>mouse <input checked="" type="checkbox"/></p> <p>red <input type="checkbox"/></p> <p>green <input type="checkbox"/></p> <p>hut <input checked="" type="checkbox"/></p>	<p>16</p> <p>small <input type="checkbox"/></p> <p>miniature <input type="checkbox"/></p> <p>tiny <input type="checkbox"/></p> <p>picture <input type="checkbox"/></p> <p>size <input type="checkbox"/></p>
--	--	---	--

Answers

Mathematics and Non-Verbal Reasoning

1 4358

2 2.76 kg

3 2 and 5

4 5

5 C

6 D

7 A

8 C

Verbal Skills

9 B

10 A

11 D

12 C

13 One arrow

14 forget, remember

15 OUR

16 picture, size

Copyright © GL Assessment, 2023.

GL Assessment owns all intellectual property rights in the publication.
GL Assessment reserves all of its rights in the publication, including translation.

GL Assessment® is a registered trademark of the GL Education Group.

Published by GL Assessment, 1st Floor, Vantage London, Great West Road, Brentford TW8 9AG.

2(07.23) PF